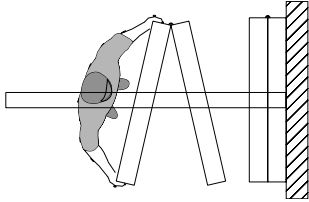


# GLASSWALL SPECIFICATIONS

## Series GA2 Acoustical, Paired, Glasswall Panels



**Top Supported  
Center Stack**

**Paired Panels**

**Manually Operated**

**Maximum Opening Height:** 12' 2" [3.7m]

**Maximum Opening Width:** Unlimited

### PRODUCT OVERVIEW:

**Select for Special Needs:** Use in areas that you wish to divide with a physical, but not a visual, barrier and where medium sound control is a requirement.

**Standard Features:** The perimeter frame is of aluminum with glass inserts.

**Paired Panels:** Select for wall-to-wall space division. Panels are hinged in pairs allowing fast setup. They may be stacked at either or both ends of the track or in a "pocket".

**How to Obtain:** Hufcor partitions are sold, installed, and serviced by factory-trained local authorized Distributors in the United States and by Licensees and Distributors outside the U.S.A.

**Delivery:** Panels are custom built for your specific project. Lead times vary due to seasonal fluctuations. Check with your Distributor for the current schedule.

**Warranty:** Operable glass partitions are guaranteed against defects in material and workmanship for one year.

### Product Features and Benefits:

Look for these features when comparing similar products.

1. Feature: Top supported  
Benefit: No need for floor tracks or guides that can gather dirt and dust or cause injury.
2. Feature: Hufcor aluminum tracking systems.  
Benefit: Proven performance in thousands of movable wall installations around the world.
3. Feature: Hufcor's interlocking vertical aluminum rails  
Benefit: Creates positive interlocking between panels providing stability and ease of panel alignment for superior acoustic seals.
4. Feature: Full perimeter frame of aluminum and reinforced steel  
Benefits: Creates a strong durable panel.
5. Feature: Custom manufactured to the exact size of the opening.  
Benefit: Instead of being locked into pre-determined panel sizes and stack configurations, panels are custom manufactured to fit the opening allowing for the most flexible configurations.



The standard product may be modified to meet individual job site requirements. Contact your Hufcor representative for assistance.

# GENERAL SPECIFICATIONS/GLASSWALL

## Series GA2 Acoustical, Paired, Glasswall Panels

### **PART 1 - GENERAL**

#### **1.01 DESCRIPTION**

##### **A. General**

1. Furnish and install operable glass partitions and suspension system. Provide all labor, materials, tools, equipment, and services for glass operable walls in accordance with provisions of contract documents.

#### **1.02 RELATED WORK BY OTHERS**

- A. Preparation of opening will be by General Contractor. Any deviation of site conditions contrary to approved shop drawings must be called to the attention of the architect.
- B. All header, blocking, support structures, jambs, and track enclosures, as required in 1.04 Quality Assurance.
- C. Pre-punching of support structure in accordance with approved shop drawings.
- D. Paint or otherwise finishing all trim and other materials adjoining head and jamb of the partitions.

#### **1.03 SUBMITTALS**

- A. Complete shop drawings are to be provided prior to fabrication indicating construction and installation details. Shop drawings must be submitted within 60 days after receipt of signed contract.

#### **1.04 QUALITY ASSURANCE**

- A. Preparation of the opening shall conform to the criteria set forth per ASTM E557 Standard Practice for Architectural Application and Installation of Operable Partitions.
- B. Glass shall be clear tempered per ASTM C1048-92.

#### **1.05 PRODUCT DELIVERY, STORAGE, AND HANDLING**

- A. Proper storage of partitions before installation and continued protection during and after installation will be the responsibility of the General Contractor.

#### **1.06 WARRANTY.** Operable glass partitions shall be guaranteed against defects in material and workmanship for a period of one year.

### **PART 2 - PRODUCTS**

#### **2.01 ACCEPTABLE MANUFACTURERS**

- A. Upon compliance with all of the criteria specified in this section, Manufacturers wishing to bid products similar to the product specified must submit to the architect 10 days prior to bidding complete data in support of compliance and a list of three past installations of products similar to those listed. The submitting manufacturer guarantees the proposed substituted product complies with the product specified and as detailed on the drawings.
- B. Manufacturers must have a quality control system and be ISO 9001:2000 certified or equivalent.

#### **2.02 MATERIALS**

- A. Product to be top supported pairs of acoustically insulated panels, Series GA2, glass panels as furnished by Hufcor Inc..

##### **B. Panel Construction**

1. Panels shall be nominally 3" [75] thick, full perimeter extruded aluminum frame with interlocking corner construction reinforced by means of concealed steel corner brackets. Glazing seals and gaskets shall be snap-on and shaped to suit the glass configuration and thickness.
2. Seals
  - a. The leading vertical edge of each panel shall incorporate a tongue with two vinyl gaskets to nest into the vertical recess in the edge of the adjoining panel, creating a positive, interlocking joint for panel stability, ease of panel alignment and sound seal.
  - b. Top and bottom horizontal seals shall be continuous contact, multi-layer, vinyl sweep seals. The top seals maintain contact with the track and the bottom seals maintain contact with the floor or other surface along the path of the movable wall. The bottom rail height is a nominal 4" [102].
  - c. Optional bottom horizontal retractable seals to be operated by a removable handle located approximately 11" [279] from the floor at panel edge. Automatic or foot pedal type activation of seals is not acceptable. Operation of the seals requires no more than 180

degree turn of the handle. Horizontal bottom seals to provide 1" [25mm] nominal operating clearance for easier panel movement and to accommodate a deflection of the support beam or out-of-level floor. A stabilizing downward pressure must be exerted when seals are activated. The bottom rail height is a nominal 14" [355]

3. Final partition closure to be by a full height hinged panel at one end of the opening that hinges from a fixed two piece telescopic aluminum jamb. The hinged panel shall be fitted with a lever type latchset or lockset. The lead end of the partition shall butt against a two piece extruded aluminum wall jamb that will compensate for an out-of-plumb condition of (+) or (-) 3/8" [10].

4. The glass faces shall be factory installed sealed double glazed tempered glass unit with a weight of 9 lbs. per sq. ft.

##### **C. Suspension system**

1. Track shall be of clear anodized architectural grade extruded aluminum alloy 6063-T6. Track design shall provide precise alignment at the trolley running surfaces and provide integral support for adjoining ceiling, soffit, or plenum sound barrier. Track shall be connected to the structural support by pairs of minimum 3/8" [10] dia. threaded steel hanger rods. Guide rails and/or track sweep seals shall not be permitted.
  - a. Each panel shall be supported by one 4-wheeled carrier. Wheels to be of hardened steel ball bearings encased with molded polymer tires.
2. Plenum closure (by others): Design of plenum closure must permit lifting out of header panels to adjust track height. Plenum closure required for optimum sound control of partition.

##### **D. Finishes**

1. All aluminum parts shall be clear anodized with matching gaskets.
  - a. Optional (upcharge):
    - (1) Black anodized with matching gaskets
    - (2) Bronze anodized with matching gaskets
    - (3) Lamb's Wool powder coated with matching gaskets
    - (4) Customer selected custom finish (requires factory pre-approval)

##### **E. Available Accessories/Options**

1. Locks
  - a. Thumb turn floor lock
  - b. Keyed floor lock

#### **2.03 OPERATION**

- A. Pairs of panels shall be manually moved from the storage area, positioned in the opening, and Hinged Closure panel closed.
- B. Retractable Horizontal Seals (optional)
  1. Retractable horizontal seals shall be activated by a removable quick-set operating handle located in the panel edge.
- C. Stack/Store Panels
  1. Retract seals and move to storage area.

#### **2.04 ACOUSTICAL PERFORMANCE**

- A. Supply a copy of the acoustical test report certifying that the partition was tested by an independent accredited laboratory. The partition tested must be fully functional, sized at 14'0" x 8'5" [4267 mm x 2591 mm] and meet ASTM-E90 standard. The test results must be similar to or exceed the performance specified. Sound tests performed on a single panel or on a non-functional partition will not be accepted. Any sound test not showing panel construction details and weight or not disclosing all of the information will not be valid. All equivalence requests must include complete technical information, a list of 3 similar projects already carried out as well as a copy of the appropriate acoustical performance sound test, at least 10 days before closing of the bids. The manufacturers must also guarantee that the products proposed have the same characteristics as the products specified and are in accordance with the drawings.

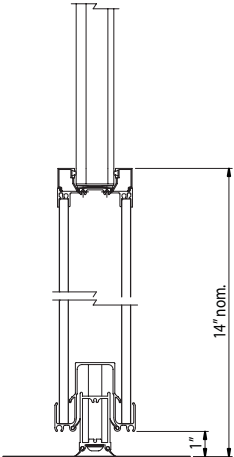
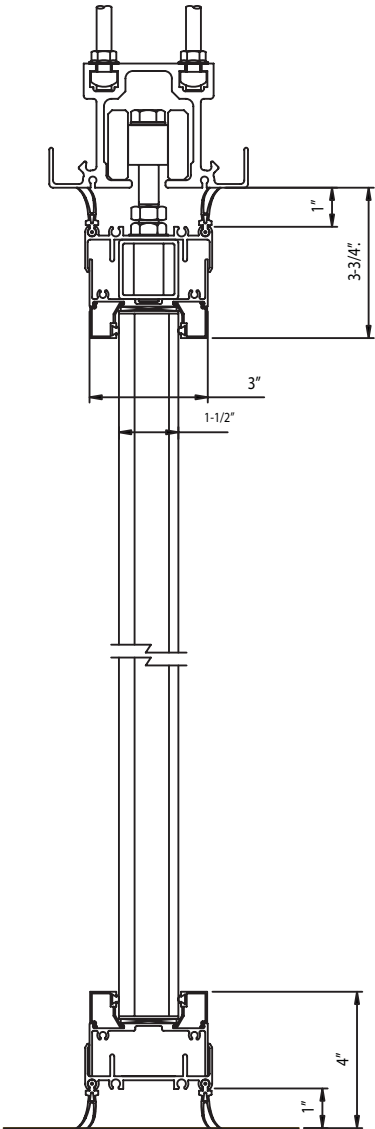
Standard panel construction shall have obtained an STC rating of 44.

**PART 3 - EXECUTION**

- A. Installation. The complete installation of the operable wall system shall be by an authorized factory-trained installer and be in strict accordance with the approved shop drawings and manufacturer's standard printed specifications, instructions, and recommendations.
- B. Cleaning
  - 1. All track and panel surfaces shall be wiped clean and free of handprints, grease, and soil.
  - 2. Cartoning and other installation debris shall be removed to on-site waste collection area, provided by others.
- C. Training
  - 1. Installer shall demonstrate proper operation and maintenance procedures to owner's representative.
  - 2. Operating handle and owners manuals shall be provided to owner's representative.

**VERTICAL SECTIONS**

**Type 40 Aluminum track.**  
Standard for weights to 900 lbs. [408 kg].



Optional:  
Retractable  
Bottom Seal

No Scale

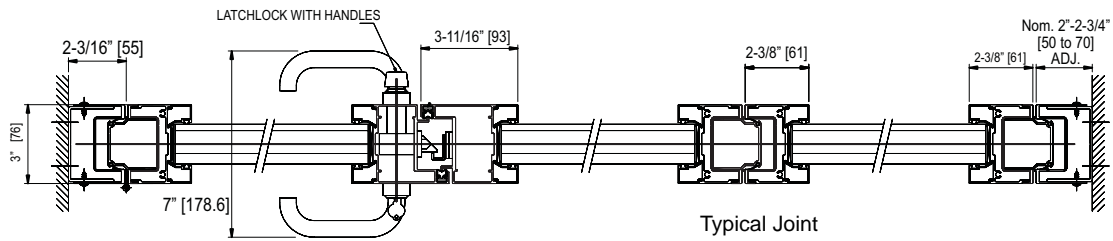


# DETAILS

## GA2 Acoustical, Paired, Glass Partitions

### HORIZONTAL SECTIONS


#### Hinged Closure Panel with Lead Jamb



## Acoustical, Paired, Operable Glass Partitions

### Stack Dimensions

Wall to wall opening with hinged closure panel



Stack Depth:

Allow 3" [76] per panel + 4" [102] using Type 40 track.

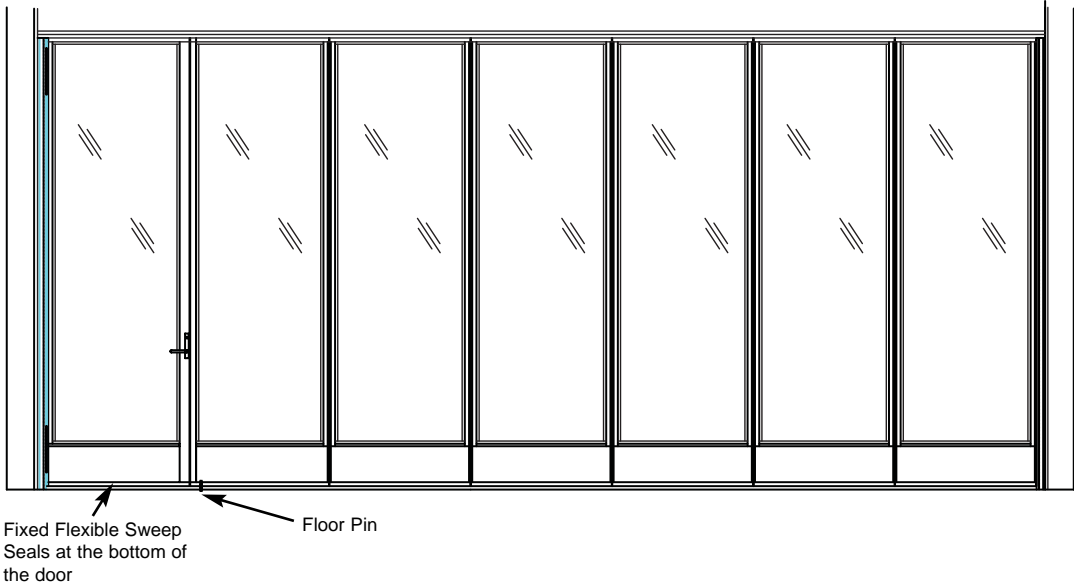
Stack Width:

Basic Panel width + 8" [202] finger clearance if in a pocket.

Hinged Closure Stack Width: 1/2 Panel Width

ELEVATIONS

Closure with Hinged Closure Panel



**World headquarters:**  
Hufcor Inc.  
P.O. Box 591  
Janesville, WI USA 53547-0591  
1-800-542-2371 ext. 214; 1-608-756-1241  
FAX: 1-608-758-8253  
E-mail: info@hufcor.com  
Internet address: <http://www.hufcor.com>

The manufacturer reserves the right to improve and change product without notice.

Select Hufcor products are also manufactured in the U.S. at:  
Hufcor/Airwall, Inc., 8739 E. Artesia Blvd., Bellflower, CA 90707  
1-562-634-3116 FAX 1-562-630-8203